



JL INDUSTRIES

SUBMITTAL/TECHNICAL DATA SHEET

DESCRIPTIONS

This Gasketed Panel is ideal for laboratories, pressurized rooms, dusty or highmoisture environments. The frame and door are specially designed to form a tight seal reducing air infiltration. Minimum sizes: 12" x 12", up to 36" by 36".

SPECIFICATIONS

FRAME & TRIM: 16 gauge CRS with 1/2" retainer channel for gasket and 1-1/4" trim flange.

DOOR: 16 gauge rolled and welded. Cam-operated closure with knurled knob (C5) compresses door tightly to gasket. We recommend the F2 Flush compression latch for ceiling applications.


GASKET: Fully gasketed on all sides with EPDM rubber.

FINISH: White powder coat paint.



SKU: **AT JL**

GASKETED ACCESS PANEL



DIMENSIONS AND APPEARANCE

>> CLICK TO VIEW ADDITIONAL DETAILS AND PRICING <<

STANDARD SIZES:

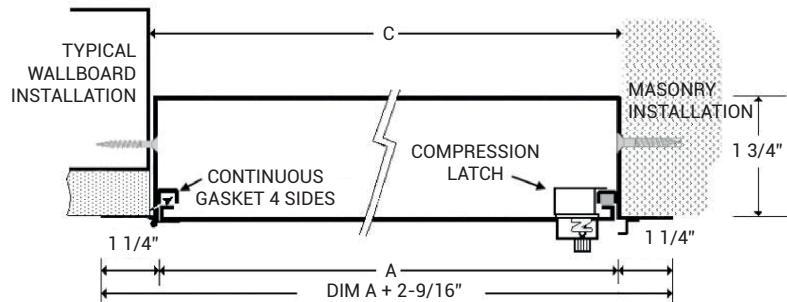
A - MODEL SIZE = DOOR SIZE	OUTSIDE FRAME DIMENSIONS	WALL OPENING DIMENSIONS	APPR. SHIP. WEIGHT	L O C K S
Width x Height	Width x Height	Width x Height		
12" x 12"	14-9/16" x 14-9/16"	12-1/2" x 12-1/2"	7 lbs	1
18" x 18"	20-9/16" x 20-9/16"	18-1/2" x 18-1/2"	16 lbs	1
24" x 24"	26-9/16" x 26-9/16"	24-1/2" x 24-1/2"	28 lbs	2
24" x 36"	26-9/16" x 38-9/16"	24-1/2" x 36-1/2"	42 lbs	2

AT Shown with Standard (C5) Knurled Knob & Latch (AT-1212C5G)

Standard Color is White, Optional Colors at Additional Cost



AT with Standard Compression Latch



LATCH AND LOCK OPTIONS

Flush Latch (F1)	Flush Locking Latch (F2)	Cam Latch (C)	Torx Head Cam (C2)	Spanner Head Cam (C3)	Hex Head Cam (C4)	Knob Cam (C5)

For a complete list of options visit www.AccessDoorsAndPanels.com

PROJECT DATA

Custom Sizes Available - Fast!

Scan or Click



To view Pricing and Additional Product Info.

PROJECT NAME :	QTY	W	H	OPTIONS
ARCHITECT :				
DEALER :				
CONTRACTOR :				
LOCATION :	SPECIAL INSTRUCTIONS :			
DATE :	SUBMITTAL APPROVAL : (signature or stamp)			
TAGGING INSTRUCTIONS :				

TELEPHONE:
1-888-457-1275

FAX:
1-888-626-2907



PO BOX 66738 #76520,
SAINT LOUIS, MO
63166-6738
USA



WEBSITE:
www.AccessDoorsAndPanels.com

E-MAIL:
info@AccessDoorsAndPanels.com



JL INDUSTRIES

SUBMITTAL

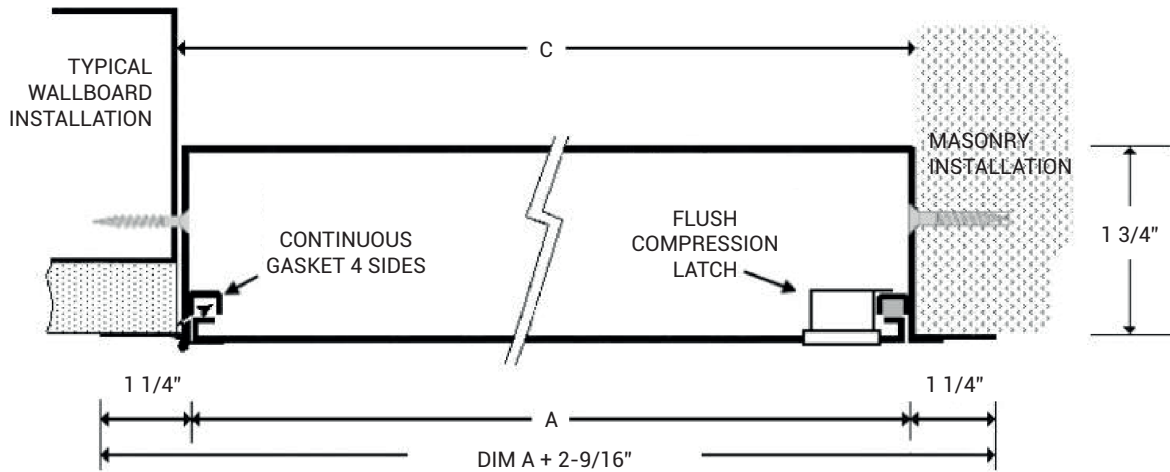
TELEPHONE:
1-888-457-1275
FAX:
1-888-626-2907

PO BOX 66738 #76520,
SAINT LOUIS, MO
63166-6738
USA

WEBSITE:
www.AccessDoorsAndPanels.com
E-MAIL:
info@AccessDoorsAndPanels.com

AT JL


GASKETED ACCESS PANEL



AT with Optional Flush Compression Latch
(recommended for ceiling applications)



AT Shown with Optional Recessed Flush Locking Latch (AT-1212F2W)
(flush latch recommended for ceiling applications)



AT Shown with Standard (C5) Knurled Knob & Latch (AT-1212C5G)